

Static

For Percussion Quartet

Commissioned by Early Warning System

with funds from The Australia Council for the Arts.

June 2014

Static

Material Types



SANDPAPER

Stick one piece of coarse sandpaper to the floor; the other to the bottom of your shoe.



• Push down and slowly rotate foot to produce a continuous crunching sound.

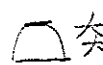


↓ Like a horse kicking back hoof. Move foot off sandpaper, front to back, very fast.




HEAVY METAL MIXING BOWL + RIVER ROCK

Place bowl open side down on table. Play with rock on the flat bottom.



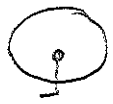
Write 'Write' with the rock, varying speed and pressure. Resultant dynamic is not loud.



8 Draw a figure 8 with rock over and over. Each repeat must be identical (have an internal rhythm), but the speed may vary within each 8.



Tap the rock on base of bowl, as if typing. Imagine typing one or two words, then glissando with rock. Pause. Repeat. *mf*



Kick Drum

Resonant kick drum with pedal.



Hit bass drum only when written. *mp - mf*



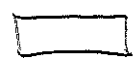
Using the river rock, continuously move the rock in circular motion varying pressure and pitch. *pp - p*

BRUSH or BAMBOO

Play either one of these rhythms, by swishing brush in the air. Repeat until cue to stop.

		1-3 beats ::
		1-3 beats ::


f



WOODBLOCK

Play wood block with hard rubber mallets. Rhythm is always the same.

mp



SUSPENDED CYMBAL

Play with rattan, *mp*

Static

1.

2.

3.

4.

1.

2.

3.

4.

1.

2.

3.

4.

1.

2.

3.

4.

July 2014
Brisbane, Australia